

# MACHINE SCREW VIS À MACHINE

## KNOB SCREW

Machine Screw

**LARGE** Truss Head  
**Universal Drive**

QUAD DRIVE SLOT

Zinc

## VIS À POIGNÉE

Vis machine

Tête **LARGE** truss

**Prise universelle**

PRISE QUAD RAINURÉE

Plaquée zinc



S\_MACQXRTL

Size Dimension	Length Longueur	Qty / Box Qté / Boîte	Lbs / M Lbs / M	Price / M (\$) Prix / M (\$)
8-32	X 3/8	15 000	3.6	
	X 1/2	15 000	3.9	
	X 13/16	10 000	4.3	
	X 5/8	12 000	4.8	
	X 3/4	10 000	5.0	
	X 7/8	8 000	5.3	
	X 15/16	7 000	5.9	
	X 1	5 500	6.4	
	X 1-1/8	5 000	7.0	
	X 1-1/4	5 000	7.5	
	X 1-3/8	5 000	8.4	
	X 1-1/2	4 000	9.0	
	X 1-5/8	3 000	10.25	
	X 1-3/4	3 000	11.5	
X 2	2 500	12.1		

## PAN HEAD

## TÊTE PAN

QUAD / SQUARE / PHILLIPS DRIVE

PRISE QUAD / CARRÉE / CRUCIFORME

Zinc

Plaquée zinc



S\_MAC\_PA

Size Dimension	Length Longueur	Qty / Box Qté / Boite	Lbs / M Lbs / M	Price / M (\$) Prix / M (\$)
4-40	X 5/8	18 000	1.7	
	X 3/4	15 000	1.9	
	X 1	12 000	2.4	
6-32	X 1/4	15 000	1.5	
	X 5/16	15 000	1.4	
	X 3/8	15 000	1.8	
	X 1/2	15 000	2.1	
	X 5/8	15 000	2.8	
	X 3/4	14 000	3.0	
	X 1	10 000	3.6	
	X 1-1/4	10 000	4.6	
	X 1-1/2	7 500	5.3	
	X 1-3/4	5 000	6.1	
	X 2	3 000	6.4	
	X 2-1/2	2 500	7.7	
	X 3	2 500	9.2	
	X 4	1 400	13.0	
8-32	X 1/4	15 000	2.4	
	X 5/16	15 000	2.8	
	X 3/8	15 000	3.2	
	X 1/2	15 000	3.3	
	X 5/8	12 000	3.9	
	X 3/4	10 000	4.2	
	X 1	7 500	6.0	
	X 1-1/4	7 000	6.8	
	X 1-1/2	5 000	8.3	
	X 1-3/4	4 000	9.0	
	X 2	3 000	9.7	
	X 2-1/4	4 000	11.2	
	X 2-1/2	2 500	12.1	
	X 3	2 000	15.0	
X 3-1/2	1 400	17.8		

# MACHINE SCREW VIS À MACHINE

## PAN HEAD


QUAD / SQUARE / PHILLIPS DRIVE

Zinc

## TÊTE PAN

PRISE QUAD / CARRÉE / CRUCIFORME

Plaquée zinc



S_MAC_PA				
Size Dimension	Length Longueur	Qty / Box Qté / Boite	Lbs / M Lbs / M	Price / M (\$) / Prix / M (\$)
10-24	X 1/4	14 000	3.8	
	X 5/16	12 000	4.0	
	X 3/8	11 000	4.2	
	X 1/2	10 000	5.1	
	X 5/8	8 000	6.2	
	X 3/4	8 000	6.9	
	X 1	6 000	8.3	
	X 1-1/4	5 000	8.9	
	X 1-1/2	4 000	11.1	
	X 1-3/4	3 000	12.0	
	X 2	2 500	14.2	
	X 2-1/2	2 000	16.6	
	X 3	2 000	19.4	
	X 3-1/2	2 000	23.1	
10-32	X 1/4	15 000	3.8	
	X 5/16	12 000	4.0	
	X 3/8	10 000	4.2	
	X 1/2	10 000	5.1	
	X 5/8	10 000	6.2	
	X 3/4	8 000	6.9	
	X 1	7 000	8.3	
	X 1-1/4	5 000	8.9	
	X 1-1/2	4 000	11.1	
	X 1-3/4	3 500	12.0	
	X 2	3 000	14.2	
	X 2-1/2	3 000	16.6	
	X 3	2 000	19.4	
	X 4	800	26.0	

## PAN HEAD


## TÊTE PAN

QUAD / SQUARE / PHILLIPS DRIVE

PRISE QUAD / CARRÉE / CRUCIFORME

Zinc

Plaquée zinc



S\_MAC\_PA

Size Dimension	Length Longueur	Qty / Box Qté / Boite	Lbs / M Lbs / M	Price / M (\$) Prix / M (\$)
1/4-20	X 3/8	7000	9.0	
	X 1/2	5000	10.1	
	X 5/8	5000	11.2	
	X 3/4	5000	12.7	
	X 1	3000	15.6	
	X 1-1/4	3000	17.5	
	X 1-1/2	2500	20.4	
	X 1-3/4	2200	22.8	
	X 2	1500	25.3	
	X 2-1/4	1500	27.3	
	X 2-1/2	1500	28.7	
	X 3	1000	35.0	
	X 3-1/2	1000	40.3	
5/16-18	X 1/2	2500	17.7	
	X 5/8	3000	19.9	
	X 3/4	2800	21.9	
	X 1	2200	26.0	
	X 1-1/4	1800	30.3	
	X 1-1/2	1200	34.4	
	X 1-3/4	1000	38.0	
	X 2	1100	42.7	
	X 2-1/2	1000	50.9	
	X 3	800	59.3	
	X 3-1/2	650	67.7	
3/8-16	X 1/2	2000	32.2	
	X 5/8	2000	35.1	
	X 3/4	1800	38.0	
	X 1	1500	40.4	
	X 1-1/4	1200	49.8	
	X 1-1/2	1000	52.5	
	X 1-3/4	900	58.0	
	X 2	800	64.7	
	X 2-1/2	600	77.1	
	X 3	500	89.5	
	X 3-1/2	400	103.0	
X 4	400	113.5		

# MACHINE SCREW VIS À MACHINE

## FLAT HEAD


QUAD / SQUARE / PHILLIPS DRIVE

Zinc

## TÊTE PLATE

PRISE QUAD / CARRÉE / CRUCIFORME

Plaquée zinc



S_MAC_FL				
Size Dimension	Length Longueur	Qty / Box Qté / Boîte	Lbs / M Lbs / M	Price / M (\$) Prix / M (\$)
6-32	X 3/8	15 000	1.6	
	X 1/2	15 000	2.0	
	X 5/8	15 000	2.3	
	X 3/4	15 000	3.1	
	X 1	13 000	3.5	
	X 1-1/4	10 000	4.2	
	X 1-1/2	8 000	5.1	
	X 1-3/4	4 000	6.1	
	X 2	3 800	6.4	
	X 2-1/2	3 500	7.7	
	X 3	1 500	9.2	
X 4	1 000	11.0		
8-32	X 3/8	15 000	2.7	
	X 1/2	7 500	3.1	
	X 5/8	12 000	3.9	
	X 3/4	10 000	4.2	
	X 1	7 500	5.3	
	X 1-1/4	7 500	6.3	
	X 1-1/2	5 000	7.3	
	X 1-3/4	5 000	9.0	
	X 2	5 000	9.6	
	X 2-1/4	3 000	11.2	
	X 2-1/2	3 000	12.1	
X 3	2 000	15.0		

## FLAT HEAD


QUAD / SQUARE / PHILLIPS DRIVE

Zinc

## TÊTE PLATE

PRISE QUAD / CARRÉE / CRUCIFORME

Plaquée zinc



S\_MAC\_FL

Size Dimension	Length Longueur	Qty / Box Qté / Boîte	Lbs / M Lbs / M	Price / M (\$) Prix / M (\$)
10-24	X 3/8	10 000	4.2	
	X 1/2	10 000	4.4	
	X 5/8	10 000	5.2	
	X 3/4	7 500	5.9	
	X 1	5 000	7.2	
	X 1-1/4	5 000	8.4	
	X 1-1/2	4 500	10.2	
	X 1-3/4	4 000	12.0	
	X 2	3 000	13.1	
	X 2-1/2	2 300	16.0	
	X 3	2 300	18.8	
	X 3-1/2	2 000	20.8	
	X 4	1 000	23.9	
10-32	X 5/16	15 000	4.0	
	X 3/8	10 000	4.2	
	X 1/2	12 000	4.4	
	X 5/8	10 000	5.2	
	X 3/4	10 000	5.9	
	X 1	7 000	7.3	
	X 1-1/4	6 000	9.6	
	X 1-1/2	5 000	11.9	
	X 1-3/4	4 000	13.5	
	X 2	1 000	15.0	
	X 2-1/2	2 000	18.1	
	X 3	1 000	21.6	

# MACHINE SCREW VIS À MACHINE

## FLAT HEAD


## TÊTE PLATE

QUAD / SQUARE / PHILLIPS DRIVE

PRISE QUAD / CARRÉE / CRUCIFORME

Zinc

Plaquée zinc



S_MAC_FL				
Size Dimension	Length Longueur	Qty / Box Qté / Boite	Lbs / M Lbs / M	Price / M (\$) Prix / M (\$)
1/4-20	X 1/2	5 000	7.4	
	X 5/8	5 000	9.0	
	X 3/4	4 000	10.0	
	X 1	3 500	12.6	
	X 1-1/4	3 000	15.3	
	X 1-1/2	2 500	17.5	
	X 1-3/4	2 500	20.8	
	X 2	2 000	22.7	
	X 2-1/4	2 000	27.3	
	X 2-1/2	1 200	28.7	
	X 3	1 000	32.5	
	X 3-1/2	1 000	38.0	
5/16-18	X 3/4	2 500	21.9	
	X 1	2 200	26.0	
	X 1-1/4	1 800	30.3	
	X 1-1/2	1 500	34.4	
	X 1-3/4	1 300	38.0	
	X 2	1 100	42.7	
	X 2-1/2	1 000	50.9	
	X 3	600	59.3	
	X 3-1/2	600	67.7	
3/8-16	X 1/2	2 000	32.2	
	X 5/8	2 000	35.1	
	X 3/4	1 800	38.0	
	X 1	1 500	40.4	
	X 1-1/4	1 200	49.8	
	X 1-1/2	1 000	52.5	
	X 1-3/4	900	58.0	
	X 2	800	64.7	
	X 2-1/2	600	77.1	
	X 3	500	89.5	
	X 3-1/2	400	103.0	
	X 4	400	113.5	