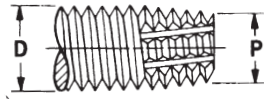


GREEN GROUNDING SCREW VIS DE MISE À LA TERRE (VERTE)

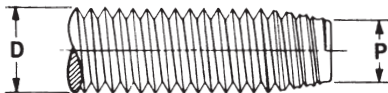
TRUSS HEAD TÊTE TRUSS



TYPE F

S_TYF_TRSTZ

Size Dimension	QUAD drive Prise QUAD		SQUARE drive Prise CARRÉE		COMBO drive Prise COMBINÉE	
	TYPE F		TYPE F		TYPE F	
8-32 X 1/4	19 000		19 000		19 000	
8-32 X 5/16	15 000		15 000		15 000	
8-32 X 3/8	14 000		14 000		14 000	



TYPE C

S_TYC_TRSTZ

Size Dimension	QUAD drive Prise QUAD		SQUARE drive Prise CARRÉE		COMBO drive Prise COMBINÉE	
	TYPE C		TYPE C		TYPE C	
8-32 X 1/4	19 000		19 000		19 000	
8-32 X 5/16	15 000		15 000		15 000	
8-32 X 3/8	14 000		14 000		14 000	

BLUNT POINT BOUT PLAT

Pan Head


Tête pan

QUAD DRIVE

PRISE QUAD

Zinc

Plaquée zinc



TYPE B

#_TYB_PASTA

Size Dimension	QUAD drive Prise QUAD			
	TYPE AB / BLUNT		TYPE B	
8 X 1/4	22 000		20 000	
8 X 3/8	16 000		16 000	